



**SCOTT 2011  
BIKE OWNERS  
MANUAL**

SCOTT SPORTS SA | 17 RTE DU CROCHET | 1762 GIVISIEZ | SWITZERLAND  
© 2009 SCOTT SPORTS SA, ALL RIGHTS RESERVED | SCOTT-SPORTS.COM



**SCALE CARBON**





The Scale Carbon bikes should be adjusted exactly to the current rider for reaching maximum safety and fun while riding.

All adjustments should be done at the local Scott dealer or following to this manual.

## CONTENT

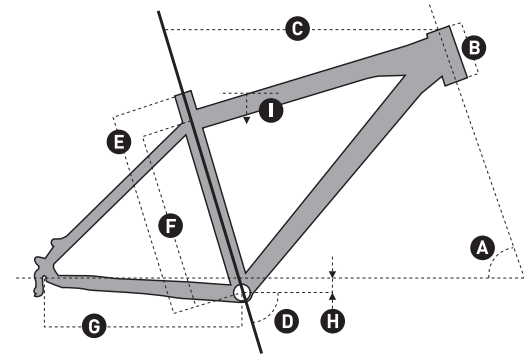
Scale Carbon Concept .....	P. 004
Geometry Scale .....	P. 005
Technical Data Scale .....	P. 006
BB Standards/ FD Mounting Details.....	P. 006
Chainguide .....	P. 008
Headset Options .....	P. 009
BB Cable Guide/Cable Routing .....	P. 010
Seattube Clamp .....	P. 012
Replaceable Rear Derailleur Hanger .....	P. 013
Rear Disc Brake Mount .....	P. 014
Front Fork Set-Up/Change of Front Fork .....	P. 015
Warranty .....	P. 016

## SCALE CARBON CONCEPT

Scale is the result of research and development based on the feedback of the Scott-Swisspower Racing Team searching for one of the lightest cross country racing frames in the market.

Scott's focus was not only on lightweight but also on a stiff and easy to handle racing frame.

## GEOMETRY SCALE



	A	B	C	D	E	F	G	H	I		
Size	Head angle	Head tube length	Effective top tube horizontal	Seat angle	BB center to top of seat tube	BB center to top tube center	Chainstay length	BB offset	Standover height	Stem length	Crank-arm length
	°	mm inches	mm inches	°	mm inches	mm inches	mm inches	mm inches	mm inches	mm	mm

### SCALE 26"

S	70.0°	110 4.3	555 21.9	73.5°	390 15.4	324 12.8	420 16.5	-30 -12	733 28.9	90	170
M	70.0°	120 4.7	585 23.0	73.5°	440 17.3	374 14.7	420 16.5	-30 -12	765 30.1	90	175
L	70.0°	135 5.3	610 24.0	73.5°	480 18.9	414 16.3	420 16.5	-30 -12	792 31.2	100	175
XL	70.0°	160 6.3	640 25.2	73.5°	530 20.9	464 18.3	420 16.5	-30 -12	830 32.7	110	175

### SCALE 29"

M	69.5°	105 4.1	600 23.6	72.5°	440 17.3	375 14.8	438 17.2	-60 -2.4	760 29.9		175
L	69.5°	115 4.5	620 24.4	72.5°	480 18.9	415 16.3	438 17.2	-60 -2.4	810 31.9		175
XL	69.5°	125 4.9	640 25.2	72.5°	530 20.9	465 18.3	438 17.2	-60 -2.4	860 33.9		175



## TECHNICAL DATA SCALE

Seatpost diameter	34.9mm
Seattube clamp	38,2mm, some models with integrated seatclamp
Headtube diameter	1 1/8" /1.5", tapered, cups semi-integrated, 50-61mm cup OD
Fork travel	100mm
Fork length	471mm
BB housing	PF BB 92, PF BB 30
Rear Hub Width	135mm
Max tire width	57.0mm/2,25"
Chainring size	Min. 22T, max. 45T

## BB STANDARDS / FD MOUNTING DETAILS

Scale is available with 2 different Bottom Bracket systems. Both of them are designed for PressFit Cartridges (PF).

**PF BB 92 has a housing width of 89.5mm with an inner diameter for the cartridges of 41mm.**



The Front Derailleur (FD) clamp is with an inner diameter of 34.9mm, the cable routing on the frame is for "down route/pull - down swing" models.

**PF BB 30 has a housing width of 73mm with an inner diameter for the cartridges of 46mm.**



The Front Derailleur (FD) clamp is with an inner diameter of 38.2mm, the cable routing on the frame is for "down route/pull - down swing" models.

### Important

**Please respect the torque given by Shimano/ Sram  
A higher tightening torque might cause damage to the FD clamp and/or frame tube!**



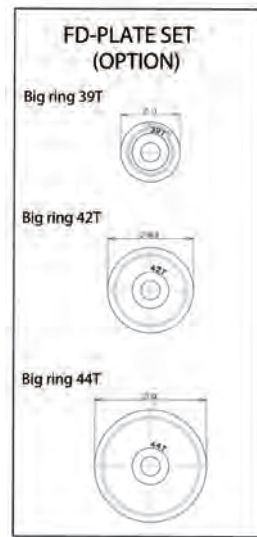


## CHAINGUIDE

On some Scale Carbon models you will find a chainguide system to support the shifting performance when using 2 chainring cranksets.

3 different mounting plates are available to match the different sizes of the outer chainrings (39/42/45T).

Please note the max. tightening torque of 3Nm/26 in/lbs on the mounting screw of the plate.

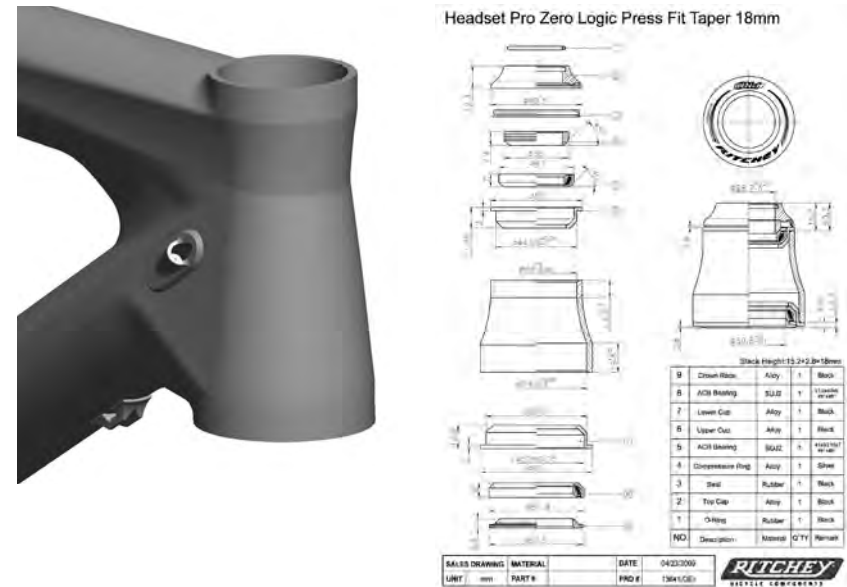


## HEADSET OPTIONS

Scale Carbon features a tapered headset and fork steerer system to match with semi-integrated headsets of the "50-61"mm range.

The steerers of those forks are tapered from 1.5" to 1 1/8".

This bigger diameter of the fork steerer as well as on the frame headtube helps to increase the stiffness and handling of the bike.



Ritchey WCS Carbon Zero Tapered	PF 50-61mm	18mm UD
Ritchey PRO Tapered	PF 50-61mm	12.9mm

It is also possible to use forks with a standard 1 1/8" steerer tube when using a reducer headset such as e.g.

Ritchey WCS Carbon Zero Tapered	PF 50-61mm	18mm UD for 1 1/8" fork
---------------------------------	------------	-------------------------



## BB CABLE GUIDE / CABLE ROUTING

Scale Carbon features also an internal cable routing for front and rear derailleur.

A special BB Cable Guide was developed for Scale Carbon which is available as a spare part at the Scott distribution.




Please note that the outer housing of the FD and RD cables will stop at the cable stop/port on the front end of the down tube.



In case you want to replace the cables, please follow those steps:

1. Remove the clip-in BB Guide in the BB housing
2. Push the inner cables from the front downward inside the downtube to the BB housing. Please make sure to follow the cable routing as shown below:
3. Pull them out on the related holes (RD on right side, FD on left side) on the BB housing.



4. Push them through the related holes on the BB Guide and clip the BB Guide into the BB housing



5. Follow the standard set up and assembly instructions of the shifting system manufacturer for final adjustment of the shifting system



## SEATTUBE CLAMP

Scale Carbon features two different versions of the seatpost fixation on the seattube.

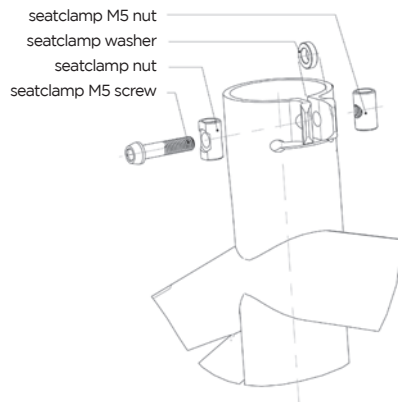
### Integrated clamp type:

This fixation shaves off approx. 15 grams in comparison to a regular seattube clamp.

**Please note the maximum tightening torque on the fixing bolt of 5Nm/44 in/lbs to avoid damages on frame, clamp parts or the seatpost.**



Please make sure to use always the washer between the 2 clamp parts to avoid damages on the frame, seatpost or clamp mechanism.



### Standard type:

Please make sure to only use a seatclamp with an inner diameter of 38.2mm and please note the maximum tightening torque on the fixing bolt of 5Nm/44 in/lbs

## REPLACEABLE REAR DERAILLEUR HANGER

Scale Carbon is using the same replaceable rear derailleur hanger as Scott Spark and Genius.

This spare part can be ordered via the Scott distribution with article number **206473**.






## REAR DISC BRAKE MOUNT

The rear disc brake on Scale Carbon is Postmount (PM) Standard on the left chainstay and optimized for 160mm/6" rotors, so the calliper can be mounted directly without adapters on the Postmount fixation.

Please note Scale Carbon is designed for disc rotors between 160mm/6" and 185mm/7" (adapter needed from manufacturer of the brake) only.



## FRONT FORK SET-UP/ CHANGE OF FRONT FORK:

For the set up of the front fork please use the fork specific manual attached to the bike.

We recommend using front forks with distance of 471mm/18.54" between mid of axle to top of crown, as this will not influence the geometry and alter handling of the bike.







## WARRANTY

Model .....

Year .....

Size .....

Frame .....

## WARRANTY

SCOTT bikes are made using the most innovative production and quality methods. They are equipped with best components of well known parts suppliers.

Doing so SCOTT warrants its frames and swingarms for five years (subject to compliance with maintenance ranges, see below) and SCOTT forks (provided it is a fork of SCOTT) for two years for defects in material and/or workmanship in case of purchase of completely assembled bikes.

This warranty of 5 years for the frames shall only be granted in case once a year a maintenance service has been effected according to maintenance requirements as set forth in this manual by an authorised SCOTT dealer.

The authorised SCOTT dealer shall confirm the effected annual maintenance service by stamp and signature.

In case such an annual maintenance service has not been effected the warranty of 5 years for the frame shall be reduced to 3 years.

Costs for maintenance and service have to be born by the owner of the SCOTT bike.

On Gambler, Voltage Fr and Volt-X the warranty period is limited to 2 years.

The warranty period starts at the day of purchase. This warranty is limited to the first buyer, what means the first person who uses the bike and only with the use it was made for. Furthermore, this warranty is limited to purchases via authorized SCOTT-dealers

The warranty is solely granted in case of purchase of a completely assembled bike to the explicit exclusion of purchases of not completely assembled bikes.

In case of a warranty claim the decision to repair or to replace the defective part is up to SCOTT. Non defective parts will only be replaced at the guarantee's own expense.

Fair wear and tear is not covered by the warranty.

A complete list of all parts of wear and tear can be found in the next chapter of this manual.

In addition, you will find at the end of this manual a protocol for the handing over of the bike which will remain in copy at the SCOTT dealer after acceptance and signature of the consumer.

It is obligatory to show this protocol of handing over together with the defective part in case of a warranty claim given that it provides evidence of purchase. Otherwise no warranty is granted.

In principle, this warranty is granted worldwide. Claims must be made through an authorized dealer, for information regarding the nearest dealer, write or call this company or the national SCOTT distributor.

Normal wear, accident, neglect, abuse, improper assembly, improper maintenance by other than an authorized dealer or use of parts or devices not consistent with the use originally intended for the bicycle as sold are not covered by this warranty.

Hereby SCOTT grants a voluntarily manufacturer's warranty. Additional entitlements according to national warrant of merchantability are reserved.

