



www.scott-sports.com

All rights reserved © 2014 SCOTT Sports SA
SCOTT Sports SA | 17 Route du Crochet | 1762 Givisiez | Switzerland

Distribution: SSG (Europe) Distribution Center SA
P.E.D Zone C1, Rue Du Kiell 60 | 6790 Aubange | Belgium

V4.3/19012015

SCOTT VOLTAGE FR

BIKE OWNER'S MANUAL 2015





www.scott-sports.com

The Voltage FR 700 should be adjusted exactly to the current rider to maximize safety, comfort and fun while riding.

All adjustments should be done at your local SCOTT dealer or by following the instructions in this manual.

CONTENTS

Voltage FR Concept	04
Geometry/Technical Data Voltage FR 700.	05
Adjustable Rear Travel	06
Rear Suspension Set-Up Voltage FR 700.	07
Basic Set-Up of Rebound.	07
Recommended Tools for Set-Up	08
Rear Shock Mounting Position	08
Set-Up of Other Shock Models	09
Headset Standard	09
Adjustable Headset10
Seatpost Standard.10
BB Standard.	11
IDS Drop Out System	11
Rear Brake Mount Standard	12
Frame Hardware	13
Pivot Maintenance	14
Front Fork Set-Up/Change of Front Fork.	15
Cable Routing.	16
Warranty	18

VOLTAGE FR CONCEPT

Voltage FR 700 is the result of years of research and development searching for one of the most versatile, durable and affordable gravity bikes available on the market, but still easy in set-up and maintenance.

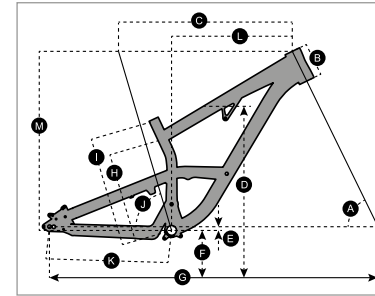
SCOTT's focus was not only on lightweight but also on a durable and sturdy frame with an optimized kinematics of the rear swingarm.

Voltage FR 700 was designed for riders looking for a dual suspended gravity bike offering rear wheel travel of 190mm.

The Voltage FR Concept is based on an improved multi-pivot technology designed specifically around the new 27.5" wheels.

In combination with the linear coil-over shock characteristics the kinematics guarantees a progressive suspension, adapted to smooth riding (beginning of travel) as well as extreme jumps (end of travel).

GEOMETRY/TECHNICAL DATA VOLTAGE FR 700

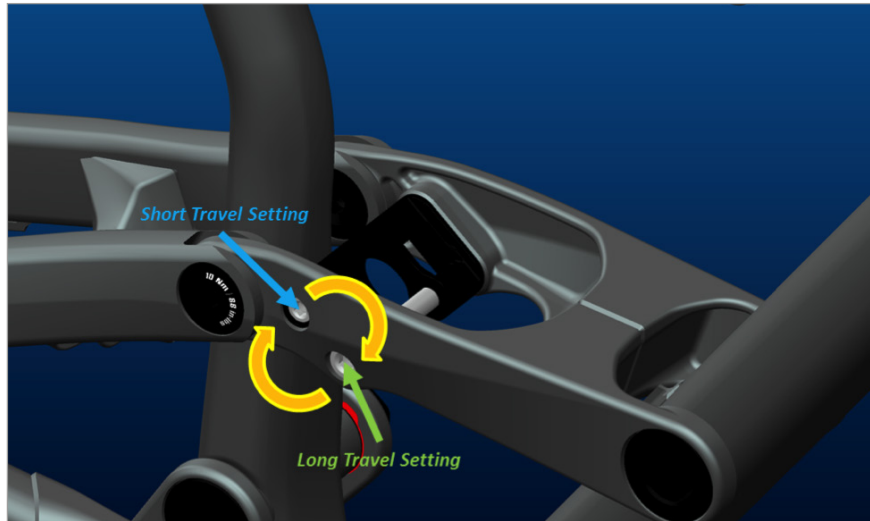


Sizes	S, M and L
Frame Travel	170/190mm depending on the shock position.
Piston stroke	76mm (3")
Shock length (Eye to Eye)	241mm (9.5")
Fork travel	170-200mm (27.5" wheel) - 180-200mm (26" wheel)
Fork length	560-586mm (27.5" wheel) - 565-586mm (26" wheel)
Hardware Mainframe	22.2mm x 8mm
Hardware Swingarm	22.2mm x 8mm
Seatpost diameter	31.6mm
Headtube diameter	1.5"
Headset	Semi integrated
BB housing	73mm
Front derailleur	No
Rear Hub Width	135mm
Drop out option	12mm thru axle: 425mm/415mm, nuttled axle: 425mm
Max tire width	61mm (2.35 Schwalbe or 2.5 Maxxis)
Wheel size	27.5": 425mm DO Only / 26": 425mm and 415mm DO
Bearings	4 x 61805 / 4 x 6902
Chainguide	ISCG05
Chaining	Single speed, 34T to max. 38T

	S		M		L	
	LOW BB SETTING		LOW BB SETTING		LOW BB SETTING	
A HEAD TUBE ANGLE	64.0°		64.0°		64.0°	
B HEAD TUBE LENGTH	115.0 mm	4.5 in	115.0 mm	4.5 in	115.0 mm	4.5 in
C TOP TUBE HORIZONTAL	569.6 mm	22.4 in	604.6 mm	23.8 in	629.6 mm	24.8 in
D STANDOVER HEIGHT	776.6 mm	30.6 in	770.6 mm	30.3 in	770.3 mm	30.3 in
E BB OFFSET	-13.0 mm	-0.5 in	-13.0 mm	-0.5 in	-13.0 mm	-0.5 in
F BB HEIGHT	345.0 mm	13.6 in	345.0 mm	13.6 in	345.0 mm	13.6 in
G WHEEL BASE	1,165.2 mm	45.9 in	1,200.2 mm	47.3 in	1,225.2 mm	48.2 in
H BB CENTER TO TOPTUBE CENTER						
I BB CENTER TO TOP OF SEATTUBE	368.8 mm	14.5 in	368.8 mm	14.5 in	368.8 mm	14.5 in
J SEAT ANGLE	73.5°		73.5°		73.5°	
K CHAINSTAY	425.0 mm	16.7 in	425.0 mm	16.7 in	425.0 mm	16.7 in
L REACH	385.0 mm	15.2 in	420.0 mm	16.5 in	445.0 mm	17.5 in
M STACK	623.1 mm	24.5 in	623.1 mm	24.5 in	623.1 mm	24.5 in
N STEM LENGTH	50.0 mm	2.0 in	50.0 mm	2.0 in	50.0 mm	2.0 in

ADJUSTABLE REAR TRAVEL

Depending on the different models of Voltage FR you'll find the shock mounted at 2 different positions that will provide 2 different suspension travels to the frames without changing seat/headtube-angles or riding position on the bike.



Long travel setting: 190mm

Short travel setting: 170mm

IMPORTANT!

After a dismantlement of the rear shock, both fixing bolts should be tightened with a tightening torque of 35Nm/308in-lbs.

If this is not done correctly the rear shock can be damaged.

In addition we strongly recommend using a tightening torque key with a 6mm allen key insert.

REAR SUSPENSION SET-UP VOLTAGE FR 700

The Set-Up of the rear shock can be easily done within a few minutes.

Please take this time to avoid dangerous riding performance and to get the best out of your Voltage FR.

Please make sure that the coil spring on the shock matches to your riding weight (including your riding gear).

We recommend following coil springs:

50-60kg	250x3.25
60-70kg	300x3.25
70-80kg	350x3.25
80-90kg	400x3.25

For fine tuning the SAG and the corresponding eye-to-eye distance of the shock bolts you can tighten or release the pretension of the coil spring but please respect the maximum and minimum spring indications of the shock manufacturer.

The eye-to-eye distance between the shock bolts should be in basic set up 144.6mm (40% SAG).

For further details on the shock set-up please follow the indications of the rear shock manufacturer attached to this bike.

BASIC SET-UP OF REBOUND

“Rebound” describes the speed the shock comes back to its original length after absorbing an obstacle.

By using the red rebound screw you can adjust the rebound step by step.

Please refer to the following instruction:

Ride your bike off a pavement (remain in the saddle) and check how many times it bounces.

- if it bounces 1-2 times, the set up is good.
- If it bounces more than 3 times the rebound is too fast. Turn the screw 1-2 “clicks” clockwise
- If it does not bounce the rebound is too slow. Turn the screw 1-2 “clicks” counter clockwise.

RECOMMENDED TOOLS FOR SET-UP

Please read this manual and the rear shock manufacturer's manual carefully before you start the set-up procedure.

In addition we strongly recommend using a tightening torque key with a 6mm allen key insert.

REAR SHOCK MOUNTING POSITION

Please make sure to mount the rear shock of your SCOTT Voltage FR 700 always as shown in the picture below (piggy back in the "Top/Bottom" position).



SET-UP OF OTHER SHOCK MODELS

SCOTT strongly recommends only using the originally specified shock with the Voltage FR bike, as the shock has been carefully chosen to fit and work perfectly with this bike.

If you use a different rear shock model than the original shock on the bike, please avoid potential damage to the frame by checking thoroughly that the shock does not hit the frame in any position.

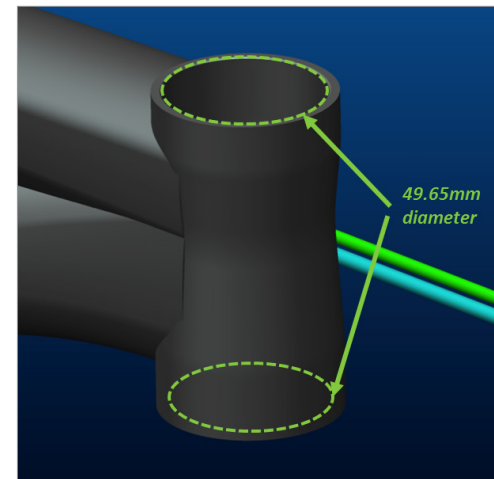
Please follow these instructions:

Ensure that the rear shock and its accessory parts do not touch the frame when mounting or suspending.

To check this, release the air/remove the coil, install the shock and compress the shock completely.

If the shock touches the frame while doing so, do not use this shock in order to avoid damage to frame, swingarm or shock.

HEADSET STANDARD



Standard Semi integrated: 1.5" headset cup can be used.

- S.H.I.S : ZS49 / 28.6 | ZS49 / 30

ADJUSTABLE HEADSET



In addition Syncros Pressfit DH Adjustable headset (SCOTT part number : 228442) can be used to change the geometry (+/-1° or +/-2° head angle) and modify the ride feeling of the bike

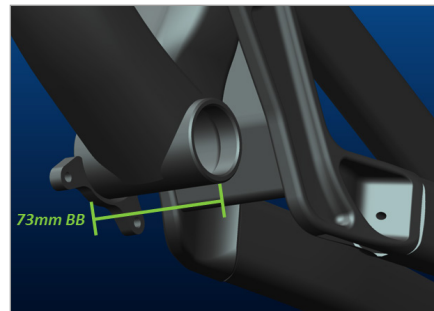
SEATPOST STANDARD

Voltage FR 700 is compatible with 31.6mm diameter seat post and 34.9mm Seatclamp diameter.

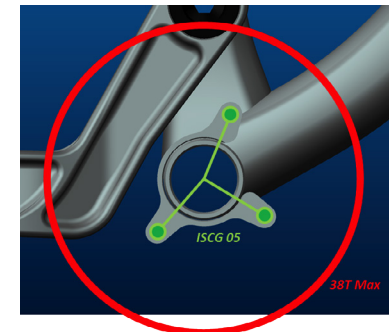
Please note that maximum insertion is 120mm Maximum.



BB STANDARD



Threaded BB: 73mm wide



Chainguide mount tab: ISCG05

Chainring size: 38T maximum size

IDS DROP OUT SYSTEM

The Voltage FR 700 offers the possibility not only to change drop out hanger in case of damage, you also can choose between different drop outs of the SCOTT IDS (Interchangeable Drop-Out System):

Thru axle setup



Nutted Axle Setup



REAR HUB SPACING

135mm width hub

REAR HUB AXLE DIAMETER

For thru axle hubs - 12mm axle. Use only SCOTT provided axle.

For nutted hubs - 12mm nutted axle.

Please contact your local SCOTT dealer for supply of those parts in case you want to re-fit your bike with one of those versions.

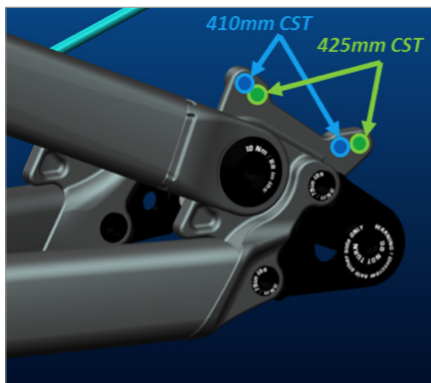
REAR BRAKE MOUNT STANDARD

IS rear brake mount.

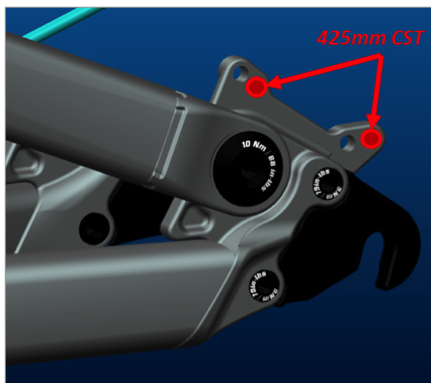
No adapter needed for 160mm disc size.

Adapter needed for 180mm and 200mm disc sizes.

Thru axle setup



Nutted Axle Setup

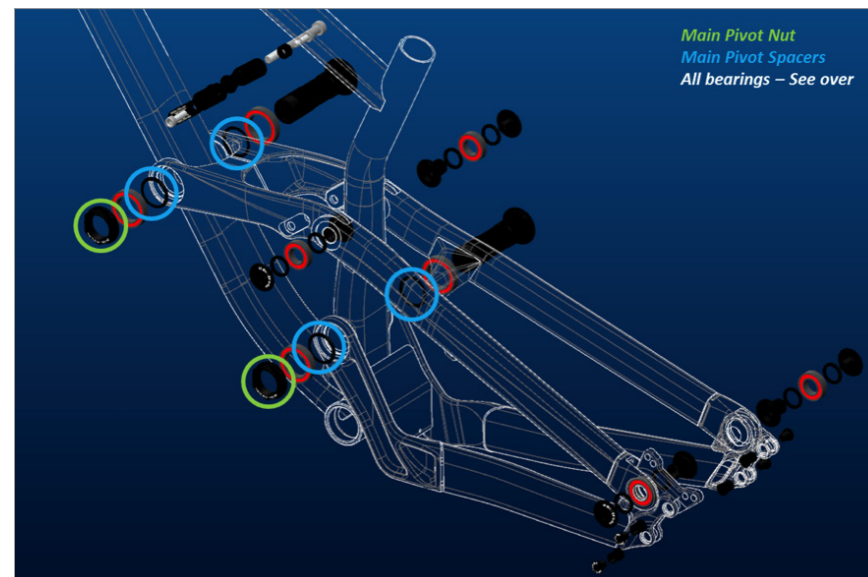


FRAME HARDWARE

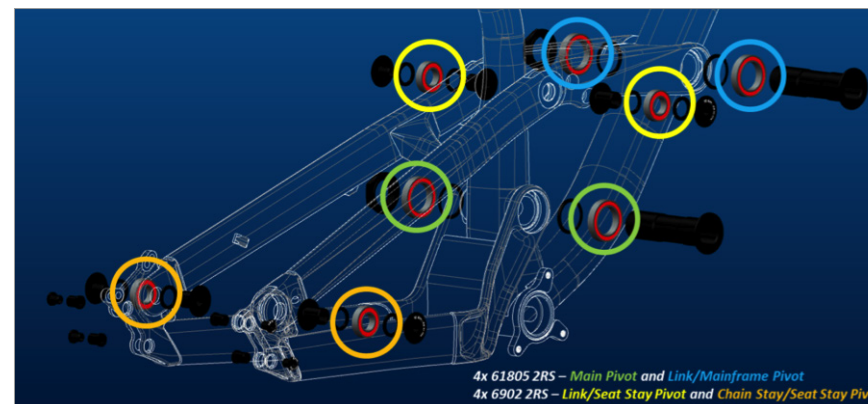
Some hardware is shared with Gambler 700 MY15: Main pivot nuts, main pivot spacers and all bearings, as highlighted in the pictures below.

4 x 61805 2RS

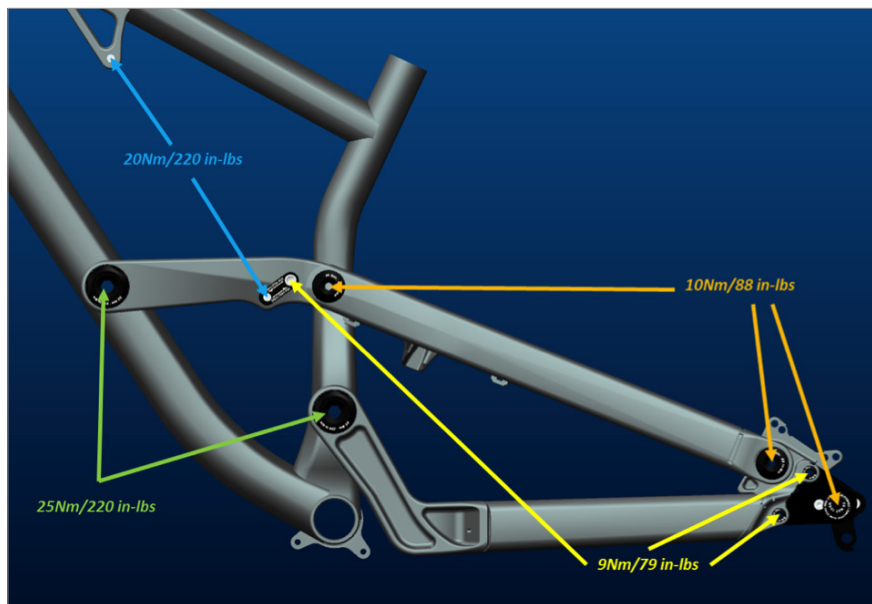
4 x 6902 2RS



Bearing kit



Pivot and hardware torque values



PIVOT MAINTENANCE

The pivots and bearings on SCOTT Voltage FR 700 are extremely easy to maintain.

An external treatment with a grease spray after every bike wash is all that is needed. We do not recommend heavy grease sprays as these leave a film on the parts which is difficult to remove. We also recommend the same for the chain.

ATTENTION!

We strongly recommend going to your local SCOTT dealer if the swingarm requires repair or assembly/disassembly in order to avoid injuries and damage caused by incorrect set-up.

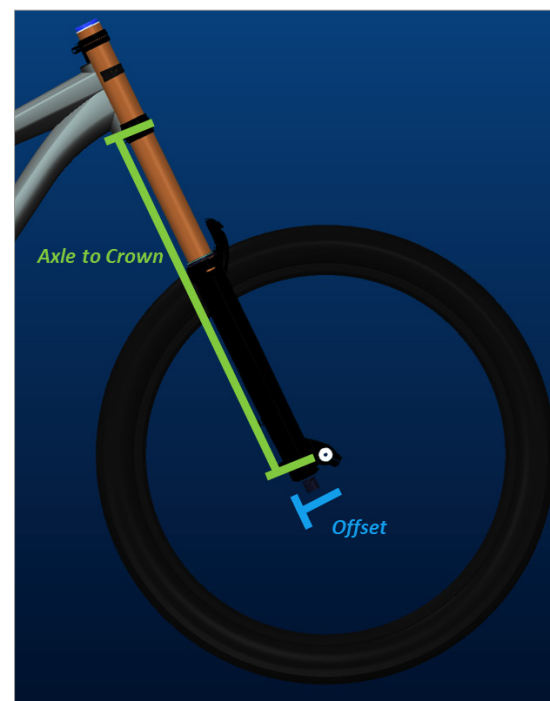
Should you choose to order a bearing service tool kit or a kit with all necessary bearings, these are available to order at your local SCOTT dealer using the SCOTT article numbers below. Alternatively, order from a hardware store using the bearing information in the Geometry/Tech Data section of this manual.

FRONT FORK SET-UP/CHANGE OF FRONT FORK

For the set-up of the front fork please use the fork specific manual attached to the bike.

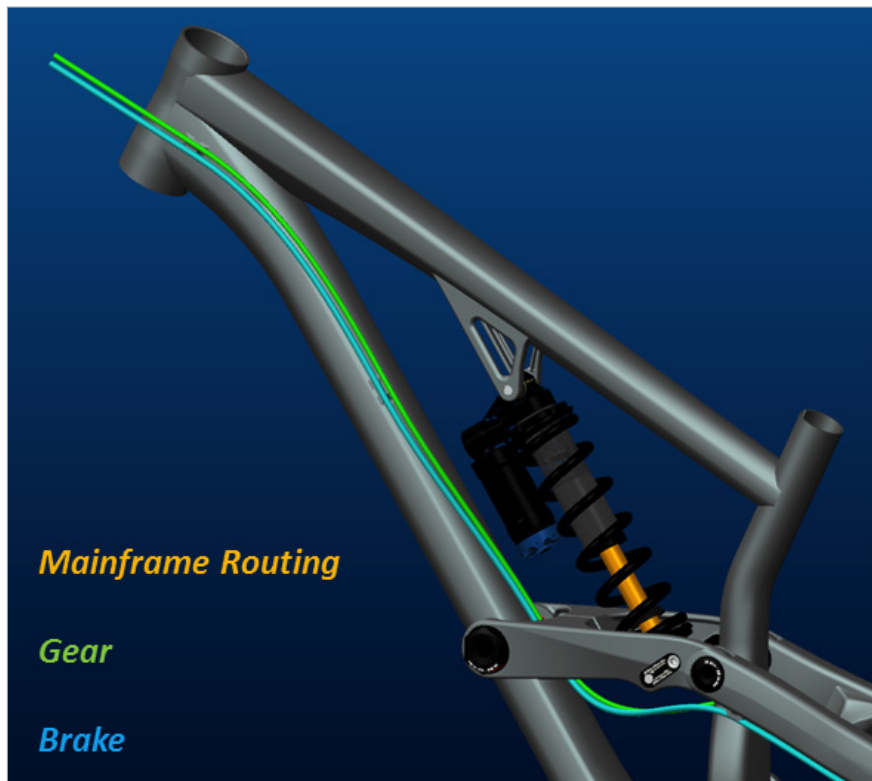
The recommended Fork lengths for the SCOTT Voltage FR 700 are:

Wheel sizes	Front fork length range	Max fork offset	Accepted fork travel range
27.5"	586mm / 560mm	52mm	203mm/170mm
26"	586mm / 565mm	52mm	203mm/180mm

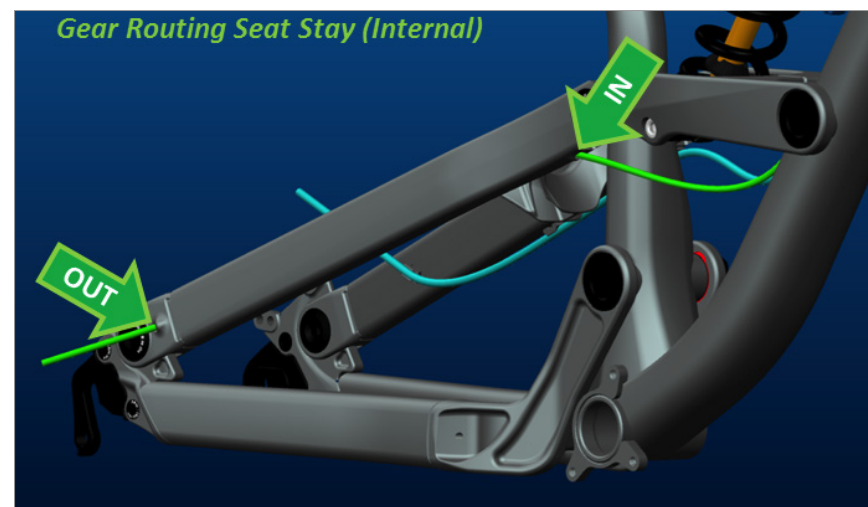


CABLE ROUTING


Mainframe Routing: External for both gear and brake via 3 cable guides. Cables exit mainframe under link.



Rear Triangle Routing: Internal gear routing through right seat stay via entry just after link and exit just before drop out.



Brake external along seat stay via 3 cable guides



WARRANTY

Model

Year

Size

Frame Nr.

Shock Nr.

Date of Purchase

WARRANTY

SCOTT bikes are made using the most innovative production and quality methods. They are equipped with best components of well known parts suppliers.

Doing so SCOTT warrants its frames and swingarms for five years (subject to compliance with maintenance ranges, see below) and SCOTT forks (provided it is a fork of SCOTT) for two years for defects in material and/or workmanship in case of purchase of completely assembled bikes.

This warranty of 5 years for the frames shall only be granted in case once a year a maintenance service has been effected according to maintenance requirements as set forth in this manual by an authorized SCOTT dealer.

The authorized SCOTT dealer shall confirm the effected annual maintenance service by stamp and signature.

In case such an annual maintenance service has not been effected the warranty of 5 years for the frame shall be reduced to 3 years.

Costs for maintenance and service have to be born by the owner of the SCOTT bike.

On Gambler, Voltage Fr and Volt-X the warranty period is limited to 2 years.

The warranty period starts at the day of purchase. This warranty is limited to the first buyer, what means the first person who uses the bike and only with the use it was made for. Furthermore, this warranty is limited to purchases via authorized SCOTT dealers

The warranty is solely granted in case of purchase of a completely assembled bike to the explicit exclusion of purchases of not completely assembled bikes.

In case of a warranty claim the decision to repair or to replace the defective part is up to SCOTT. Non defective parts will only be replaced at the guarantee's own expense.

Fair wear and tear is not covered by the warranty.

A complete list of all parts of wear and tear can be found in the next chapter of this manual.

In addition, you will find at the end of this manual a protocol for the handing over of the bike which will remain in copy at the SCOTT dealer after acceptance and signature of the consumer.

It is obligatory to show this protocol of handing over together with the defective part in case of a warranty claim given that it provides evidence of purchase. Otherwise no warranty is granted.

In principle, this warranty is granted worldwide. Claims must be made through an authorized dealer, for information regarding the nearest dealer, write or call this company or the national SCOTT distributor.

Normal wear, accident, neglect, abuse, improper assembly, improper maintenance by other than an authorized dealer or use of parts or devices not consistent with the use originally intended for the bicycle as sold are not covered by this warranty.

Hereby SCOTT grants a voluntarily manufacturer's warranty. Additional entitlements according to national warrant of merchantability are reserved.