



## CONTENT

> Genius-Concept / Characteristics	P. 02
> Kinematics	P. 03
> Shock-Technology	P. 03
> Set-Up Genius MC	P. 04
> Bottle-Cages	P. 04
> Scott Smart Cable Routing	P. 05
> Mechanics hint	P. 05
> Front Fork Set-Up	P. 06
> Pivot Maintenance	P. 06
> Warranty	P. 08/09
> Maintenance Schedule	P. 10/15

CONTENT

ENGLISH

DEUTSCH

FRANÇAIS

01

## GENIUS-CONCEPT / CHARACTERISTICS

Genius is the result of 2 years of research and development not only looking for a lightweight frame but also for an innovative suspension technology in combination with an optimized kinematics of the rear swingarm.

The combination of an optimized kinematics with a revolutionary suspension technology closes the gap between hardtail bikes and the new generation of full suspended bikes with automatic lockout systems which are already on the market and which are still a compromise between suspended and non suspended bikes.

Genius was designed for riders and racers looking for a "non-bobbing" hardtail-like power transfer to the rear wheel but are not willing to give up the benefits of a full suspended bike.

Scott does not see frame, rear shock and kinematics as single components which are assembled together on a bike, but as a concept with all these components working together and offering an outrageous function by matching perfectly.

This system, named TC (Traction Control), is used in all Genius models.

**Ride Frequently!**

## KINEMATICS

The Genius Concept is based on a new designed multi-pivot technology having no fixed swingarm pivot but moving on a virtual pivot line.

The more the weight of the rider gets on the rear wheel (going uphill) and with this the SAG (negative travel) getting bigger, the more the pivot is moving towards the small chainring.

In combination with the linear shock characteristics the chain tension will be reduced and doing so the pedaling will not influence function or movement of the rear swingarm.

Scott TC-System eliminates completely the troublesome bobbing.

No power will be lost and an optimum power transfer is guaranteed as the swingarm, in contrary to locked or automatic-locking systems, can follow the trail surface and will offer perfect traction and higher speed.

## SHOCK-TECHNOLOGY

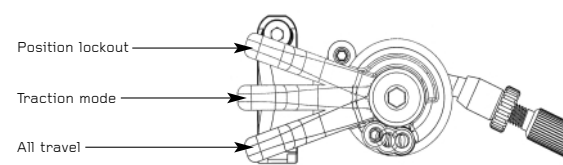
The heart of the TC-System is the new developed and innovative Scott Genius Shock, offering three functions which make this system possible.

By using the remote lever you can choose between following functions:

- 1. ALL TRAVEL MODE:** full travel of 125mm
- 2. TRACTION MODE:** by reducing the air volume inside the shock the travel of the shock will be reduced to around 60%, the characteristic of the air spring gets harder. This results in climbing without "bobbing" and offers still optimum traction of the rear wheel.
- 3. LOCK OUT MODE:** the shock is locked, climbing on asphalt roads is now possible without any power loss. Simultaneous a blow-off-system prevents the shock being damaged in case the rider did not open the system while crossing obstacles. **[1]**

You will find the following positions on the remote lever:

①




Traction Control-Functions

### SET-UP GENIUS MC

The Set-Up of the Genius Shock is shown in the manual "Scott Genius Shock 05" attached to this bike and can be done within a few minutes.

In case you want even more detailed figures of air pressure or tuning hints, you can download a program under [www.scottusa.com](http://www.scottusa.com) as a pdf file. [2]



Genius Schock Manual

### BOTTLE-CAGES

To enable you to participate in long distance races with the Genius MC, Scott offers a special designed bottle cage with which you can take 2 bottles of 0.7l with you beginning from frame size Medium.

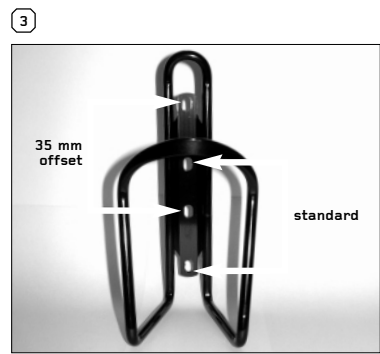
In addition this bottle cage can also be used instead of a standard one on the downtube and makes it easier to carry your bike on the shoulder in those parts of a long distance race which can be only passed by walking.

This bottle cage can be ordered with parts number 15.1.804.401.0.000 at your local Scott dealer. [3]

genius MC	Downtube 0.5 l	Downtube 0.7 l	Seattube 0.5 l	Seattube 0.5 l
Small	STD	OCB	-	-
Medium	STD	STD/OCB	STD	OCB
Large	STD	STD/OCB	STD	OCB
X-Large	STD	STD/OCB	STD	OCB

STD: Standard MTB Bottle Cage;  
Scott Article 15.1.806.202.0.000.

OCB: Off-Center MTB Bottle Cage;  
Scott Article 15.1.806.401.0.000.



151.804.401.000

### SCOTT SMART CABLE ROUTING

The direct and straight cable system on all our full suspension models allows Smart Cable Routing which is very resistant against water and dirt.

To change the cables simply unscrew and open the three cable brackets on the downtube.


On the left side of the downtube you will find the cable housings of the rear brake and the TC-system, on the right side for the rear derailleur. [4]



Smart Cable Routing

### MECHANICS HINT

The outer housing of the cables can also be fixed on the bottle cage with cable fixers, the two brackets below the cage are not needed anymore. [5]



Mechanics hint

## FRONT FORK SET UP

For the set up of the front fork please use the fork specific manual attached to the bike

## PIVOT MAINTENANCE

The pivot and bearings on SCOTT Genius MC are extremely easy to maintain.

An external treatment with a grease spray after every bike wash is all you have to do. We do not recommend heavy grease sprays since these will leave a film on the parts which is difficult to remove. We recommend the same for the chain also.

If you have to change the bearings you can order them included in a service kit at your local SCOTT dealer with parts number 15.1.860.401.0.000.

In case of a change of the bearings or of the rear swingarm you should contact your local SCOTT dealer therefore you need special tools for disassembly and assembly.

## WARRANTY

**Model** \_\_\_\_\_

**Year** \_\_\_\_\_

**Size** \_\_\_\_\_

**Frame** \_\_\_\_\_

The SCOTT Fullsuspension Bikes were made using the most innovative production and quality methods.

Nevertheless such an outstanding product needs to be checked up once a year by a SCOTT expert with the help of the enclosed maintenance schedule.

Doing so you will have always maximum performance and security while riding.

A fulfilled maintenance schedule will allow you to double your warranty on the frame and swingarm on your SCOTT Fullsuspension Bike for two years from **2 up to 4 years**, if you have brought your bike to an annual maintenance at your SCOTT.

Dealer and this is documented in the enclosed schedule.

In opposition to other brands SCOTT gives you warranty although you are taking part in races or long distance races.

We can do this for the parts of SCOTT, on components (e.g. suspension fork, shifting components) you have the warranty of the producers or the warranty legislation of the different countries.

Parts defective through wear and tear are excluded from this warranty. You will find a detailed table with all parts excluded through wear and tear in the standard manual f Scott which is also attached to this bike.

Once the check up is made, it is reported in the maintenance schedule, which will then enable you to claim your warranty extension.

The owner of the bike is responsible for the costs of the service.

**Date of Service:**

### Annual service to be done

- > Check of shock mounts incl. lubricating the bushings
- > Check of swingarm pivot incl. axle and mounts
- > Check of rear shock according to the enclosed shock manual
- > Check of hubs, bottom bracket and headset
- > Check of all screws of the bike
- > Check of handle bar, stem, saddle rails and seat post
- > Check if brakepads and rims are worn out
- > Check of disc brake according to enclosed service manual
- > Check of suspension fork according to enclosed service manual
- > Check of shifters and derailleurs incl. cables.

**Dealers Signature:**

**SCOTT SERVICE PLAN**

**Model** \_\_\_\_\_

**Year** \_\_\_\_\_

**Size** \_\_\_\_\_

**Frame** \_\_\_\_\_

**Date of purchase** \_\_\_\_\_

**Annual service to be done**

- > Check of shock mounts incl. lubricating the bushings
- > Check of swingarm pivot incl. axle and mounts
- > Check of rear shock according to the enclosed shock manual
- > Check of hubs, bottom bracket and headset
- > Check of all screws of the bike
- > Check of handle bar, stem, saddle rails and seat post
- > Check if brakepads and rims are worn out
- > Check of disc brake according to enclosed service manual
- > Check of suspension fork according to enclosed service manual
- > Check of shifters and derailleurs incl. cables.

**SCOTT SERVICE PLAN**

**Model** \_\_\_\_\_

**Year** \_\_\_\_\_

**Size** \_\_\_\_\_

**Frame** \_\_\_\_\_

**Date of purchase** \_\_\_\_\_

**Annual service to be done**

- > Check of shock mounts incl. lubricating the bushings
- > Check of swingarm pivot incl. axle and mounts
- > Check of rear shock according to the enclosed shock manual
- > Check of hubs, bottom bracket and headset
- > Check of all screws of the bike
- > Check of handle bar, stem, saddle rails and seat post
- > Check if brakepads and rims are worn out
- > Check of disc brake according to enclosed service manual
- > Check of suspension fork according to enclosed service manual
- > Check of shifters and derailleurs incl. cables.

**Date of Service:**

**Dealers Signature:**

**Date of Service:**

**Dealers Signature:**

**SCOTT SERVICE PLAN**

**Model** \_\_\_\_\_

**Year** \_\_\_\_\_

**Size** \_\_\_\_\_

**Frame** \_\_\_\_\_

**Date of purchase** \_\_\_\_\_

**Annual service to be done**

- > Check of shock mounts incl. lubricating the bushings
- > Check of swingarm pivot incl. axle and mounts
- > Check of rear shock according to the enclosed shock manual
- > Check of hubs, bottom bracket and headset
- > Check of all screws of the bike
- > Check of handle bar, stem, saddle rails and seat post
- > Check if brakepads and rims are worn out
- > Check of disc brake according to enclosed service manual
- > Check of suspension fork according to enclosed service manual
- > Check of shifters and derailleurs incl. cables.

**Date of Service:**

**Dealers Signature:**

**SCOTT SERVICE PLAN**

**Model** \_\_\_\_\_

**Year** \_\_\_\_\_

**Size** \_\_\_\_\_

**Frame** \_\_\_\_\_

**Date of purchase** \_\_\_\_\_

**Annual service to be done**

- > Check of shock mounts incl. lubricating the bushings
- > Check of swingarm pivot incl. axle and mounts
- > Check of rear shock according to the enclosed shock manual
- > Check of hubs, bottom bracket and headset
- > Check of all screws of the bike
- > Check of handle bar, stem, saddle rails and seat post
- > Check if brakepads and rims are worn out
- > Check of disc brake according to enclosed service manual
- > Check of suspension fork according to enclosed service manual
- > Check of shifters and derailleurs incl. cables.

**Date of Service:**

**Dealers Signature:**

**SCOTT SERVICE PLAN**

**Model** \_\_\_\_\_

**Year** \_\_\_\_\_

**Size** \_\_\_\_\_

**Frame** \_\_\_\_\_

**Date of purchase** \_\_\_\_\_

**Annual service to be done**

- > Check of shock mounts incl. lubricating the bushings
- > Check of swingarm pivot incl. axle and mounts
- > Check of rear shock according to the enclosed shock manual
- > Check of hubs, bottom bracket and headset
- > Check of all screws of the bike
- > Check of handle bar, stem, saddle rails and seat post
- > Check if brakepads and rims are worn out
- > Check of disc brake according to enclosed service manual
- > Check of suspension fork according to enclosed service manual
- > Check of shifters and derailleurs incl. cables.

**Date of Service:**

**Dealers Signature:**

**SCOTT SERVICE PLAN**

**Model** \_\_\_\_\_

**Year** \_\_\_\_\_

**Size** \_\_\_\_\_

**Frame** \_\_\_\_\_

**Date of purchase** \_\_\_\_\_

**Annual service to be done**

- > Check of shock mounts incl. lubricating the bushings
- > Check of swingarm pivot incl. axle and mounts
- > Check of rear shock according to the enclosed shock manual
- > Check of hubs, bottom bracket and headset
- > Check of all screws of the bike
- > Check of handle bar, stem, saddle rails and seat post
- > Check if brakepads and rims are worn out
- > Check of disc brake according to enclosed service manual
- > Check of suspension fork according to enclosed service manual
- > Check of shifters and derailleurs incl. cables.

**Date of Service:**

**Dealers Signature:**